

Design Assistance Datasheet

*All fields are required

Customer Information

Company Name: _____

Contact: _____

Address: _____

City: _____ State: _____ Zip Code: _____

Telephone: _____

Email: _____

Is this address: Bill to Ship to Both

Check One:

I'm interested in receiving EMI's Complete EOAT Design Service and quote.

This typically includes detailed 3D CAD renderings and a firm quoted price. The lead time is dependent on complexity and work load. Contact engineering for more information.

In a hurry? Ask about EMI's new Quick Quote service and whether it is appropriate for your EOAT project. (Quick Quotes don't include 3D renderings.)

This includes a general description of the EOAT outlining main components and budgetary pricing. Before we enter the formal design stage for this project, more details and information (3D part files, sample parts, etc.) are normally required. If new info results in significant deviation from the design outlined in the budgetary quote will require a reconsideration of the design and budgetary estimate will be necessary.

Required Items:

Send this completed Application Datasheet to: EOATengineering@EMICorp.com

Send a 3D solid model of your part in STEP (.step) or Parasolid (.x_t) file format to: EOATengineering@EMICorp.com

For larger file sizes we can provide an upload link to our secure FTP site.

(If a 3D part file is not available, then a 2D file will be helpful with some dimensions)

If available, send sample parts and inserts (if applicable) to: EMI EOAT Engineering, 28300 Euclid Ave. Wickliffe, Ohio 44092

(For certain applications samples may be mandatory)

Part Information

Part Name / I.D.#: _____




Material: _____

Part Temperature During Ejection (°C / °F): _____

Total Shot Weight (g/kg/lbs): _____

Number of Cavities: _____

Part Finish:

 Smooth
  Textured
  To be Painted

Application Type

Check all that apply:

Part(s) Picking

Sprue / Runner Picking

Degating*

Maximum Allowable Vestage (mm/in): _____

Insert Loading*

Other* (Please Specify): _____

*Additional information may be requested

What to Expect from EMI:

Once we receive this completed datasheet along with the 3D/2D data and/or samples, we will place your project in our engineering queue.

Our engineering department will contact you if any additional information is required. We will not place an application in our design queue until we determine sufficient information is available to start a design. The lead time is dependent on complexity and work load. Contact engineering for more information.

Design Assistance Datasheet

Mold Information

Cycle Time: _____

Sprue / Runner Present? Yes No

Is the Sprue/Runner Attached to Parts After Ejection?

Yes No

Upon Ejection, do Parts & Runners?

Stick on Ejector Pins Sag Fall

Will EOAT Drop Parts & Runners? Together Separately

Any Force, Twisting, Bending, Lifting Required to Remove Parts?

Yes* No

*Engineer will contact you to discuss. Any pictures or video you can provide would be appreciated

Robot Information

Robot Manufacturer: _____

Robot Type: 3-axis 3-axis Servo 6-axis Sprue Picker

Robot Entry: Top Side

Robot Maximum Payload Capacity (kg/lbs): _____

Do you Require Sensors for Part Verification: Yes No

Do you Require Sensors for Sprue/Runner Verification:

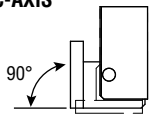
Yes No

Signal Type: PNP NPN

Number of Vacuum Circuits Available: _____

Number of Compressed Air Circuits Available: _____

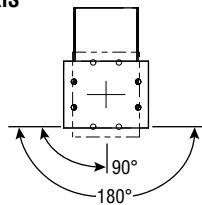
C-AXIS



Robot Wrist Flip:

Yes No

A-AXIS

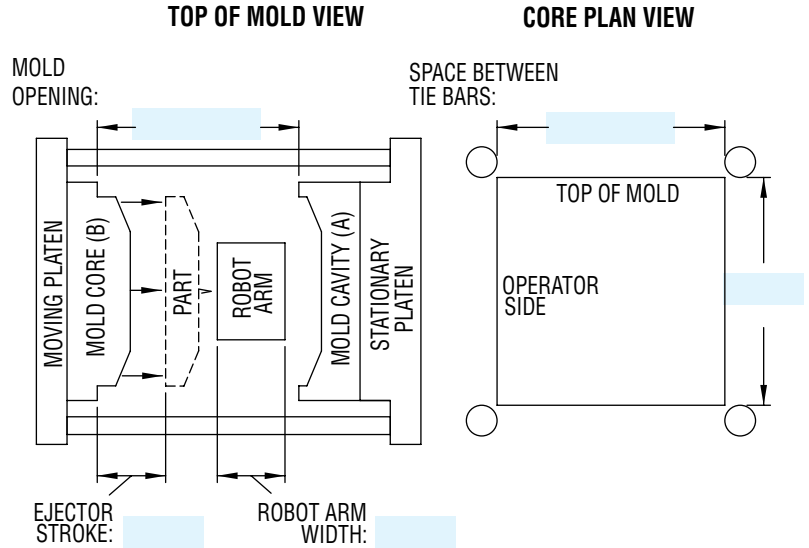


Robot Wrist Rotation:

Yes No

Notes:

Mold Clearance



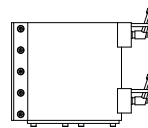
Robot Mounting

Do you Require a Quick Changer?

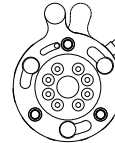
Check all that apply:

EOAT Side Robot Side None

Style:



Dovetail



Gimatic/Senvex

Other: _____

Quick Changer Model No. / Size: _____

Robot Mounting Plate

Please Specify:

EMI to supply finished plate with holes drilled to fit my robot
(2D Drawing Required)

EMI to supply blank plate, I will drill holes.